



# LANGUAGE LINKS

Vol.1 No.5 November 16, 2009

Language Links is an internal publication of the Devawongse Varopakarn Institute of Foreign Affairs, Office of the Permanent Secretary, Ministry of Foreign Affairs, 962 Krung Kasem Road, Bangkok 10100. <http://www.mfa.go.th/web/2791.php>

## Here's the Answer

Q

I am not really sure how to use 'ask for' and 'ask'. Could you please clarify this point?

A

'Ask for' is used to ask somebody to give something.

'Ask' without 'for' is used to ask somebody to tell something.

For example:

Don't ask me for money.

Don't ask me my name.

Ask for the menu.

Ask the price.



Q

What is the difference between 'road' and 'street'?

A

A street is a road with houses on either side. We use street for roads in towns, but not for country roads. Road is used for both town and country.

For example:

Cars can park on both sides of our street. (In town)



There's a narrow, winding road from our village to the next one.


Source: Swan, M. 2000. *Basic English Usage*. Oxford: Oxford University Press. (Adapted)

*Napassawan*



# Culture Corner

## Eating Etiquette



- Do not put your elbows on the table, sit too far back, or lounge.
- Never indicate that you notice anything unpleasant in the food.
- Do not talk loud or boisterously.
- Do not break your bread into the soup, nor mix it with gravy. It is in bad taste to mix food on the plate.
- Never leave the table before the rest of the family or guests without first asking the host or hostess to excuse you.
- Drink soup from the side of the spoon, without making any noise.
- Never make a great display when removing hair, insects or other disagreeable things from your food. Place them quietly under the edge of your plate.

- Eat cheese with a fork, not a knife.
- If you prefer, pick up asparagus with your fingers. Olives and artichokes are always eaten in this way.
- Break your bread; do not cut it.



- A gentleman must help a lady whom he has escorted to the table with all she desires, but it is improper for him to offer to help other ladies who have escorts of their own.
- Use a napkin only for your mouth. Never use it for your nose, face or forehead.



Rules of Etiquette and Home Culture, 1886 (Adapted)


# LEARNING STRATEGIES

## Opportunities for Extra Practice

Foreign language learning can be greatly enhanced by additional contact with the language. Seek out opportunities for extra practice wherever you can. Set a goal of incorporating one extra practice activity each week.

▷ **Study abroad.** There is no substitute for total immersion in the language. Take advantage of study abroad opportunities to travel to a new place and study your chosen language in an exciting location surrounded by native speakers.

▷ **Watch foreign films.** Even if you can't go abroad, you can immerse yourself in a new language and culture via foreign films. You could check out the offerings at local movie theaters and video rental shops. If you watch the movie at home and want to practise listening, tape a sheet of newspaper over the bottom few inches of the screen to get rid of the subtitles. Eliminating subtitles is also an option on many DVD.



▷ **Read newspapers on the Internet.** Check out the Internet public library: (<http://www.ipl.org/reading/news/>) for a list of international newspapers available online.



▷ **Read books in your new language.** Seek out good books in the language you are trying to learn. The Harry Potter series, for example, is available in several languages, and children's books usually have simple enough vocabulary to make it easy for beginning language learners to read and comprehend the text.

▷ **Get to know International House.** You could meet native speakers of your language and help them with their English while they assist you with your language learning. International House's programs offer great opportunities to get to know interesting people and learn more about the many cultures.

▷ **Seek out support on the Internet.** There are a variety of good websites available to assist you with foreign language learning.

Adapted from <http://www.duke.edu/web/skills>

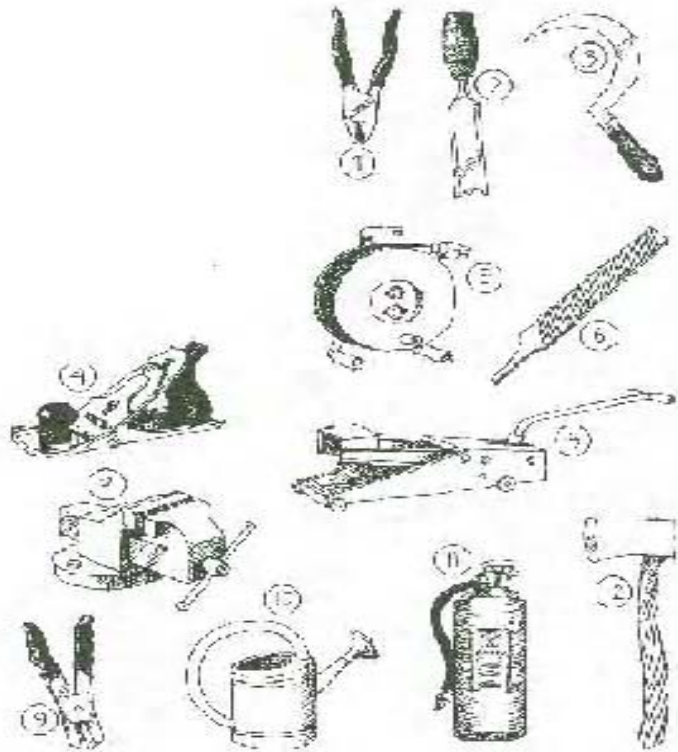
*Usana*

# FUN WITH ENGLISH

## No.5 Tools, etc.

Write the number of each drawing next to the correct word.

plane .....  
 file .....  
 axe .....  
 pliers .....  
 extension cable .....  
 jack .....  
 secateurs .....  
 watering can .....  
 sickle .....  
 vice .....  
 fire extinguisher .....  
 chisel .....



From : *Test Your Vocabulary 2, Peter Watcyn-Jones*

### Answers no.4

#### Across

1 orienteering  
 2 sailing  
 3 knitting  
 4 archaeology  
 5 bridge  
 6 gardening  
 7 weaving  
 8 camping  
 9 painting  
 10 table tennis  
 11 music  
 12 yoga

#### Down

1 photography  
 2 embroidery  
 3 gliding  
 4 stamp collecting  
 5 cycling  
 6 chess  
 7 cooking/cookery  
 8 dancing  
 9 riding  
 10 swimming  
 11 acting  
 12 ice skating  
 13 mahjong  
 14 billiards  
 15 fishing  
 16 pottery

### EDITORIAL TEAM

**Editor :** Usana Wongnarkpet

**Editorial Team :** Suwanee Auephunsirikul  
 Napassawan Phromsumphun  
 Piyaporn Juntarat

**Production :** Raevadee Tantayavit