



LANGUAGE LINKS

Vol.3 No.1 July 2, 2007

Language Links is an internal publication of the Devavongse Varopakarn Institute of Foreign Affairs, Office of the Permanent Secretary, Ministry of Foreign Affairs, 962 Krung Kasem Road, Bangkok 10100. <http://www.mfa.go.th>

What's happening this week?

Welcome all students to the English language courses run by the Devavongse Varopakarn Institute of Foreign Affairs. To support students' needs, there are two courses being held this term, each offering different English programmes. For students who want to improve their English for their jobs, the Intensive Language Course (ILC) offers not only normal classroom lessons but also a variety of English activities at different locations. The other course is the Oral Communication Course (OCC), designed to build confidence in students and improve fluency and competence in social communication skills.

Students are expected to attend all classroom lessons, and it is **COMPULSORY** to participate in all Friday activities, two of which are excursions outside Bangkok. Lessons will begin for all students at 11.00 a.m. Monday morning, following the orientation programme. It sounds like hard work might be recommended throughout the course. Nevertheless, I hope you enjoy it and gain lots of knowledge and experience.

This Friday's activity has been arranged so that all ILC and OCC students, as well as teachers and staff, can get together, get to know each other better and perhaps make some new friends! There will be a number of fun English-based activities for you to join in, giving you the chance to meet, talk to, and work together with students from other classes, as well as your own. These "Ice Breaking Activities" will be held at the Prince Palace Hotel, starting at 9 a.m. and finishing about midday. We look forward to seeing you there!

NOTE:

- Please be at the Prince Palace Hotel (11th floor) around 8.45 a.m.
- Wear your nametag.
- Dress appropriately.

Usana

Here's the Answer...

Noun or verb?




I am often not sure about how to use noun and verb forms for some words, e.g. advice/advise and live/life. Can you explain?



The following are commonly confused forms.

- **advise** (verb) and **advice** (noun)
A good piece of advice is 'Don't worry!'
- **live** (verb) and **life** (noun)
Change is inevitable - you've come to a turning point in your life.
- **complain** (verb) and **complaint** (noun)
We didn't hear any complaints.
- **sit/sat** (verb) and **seat** (noun)
Could we have seats at the front of the cinema, please?
- **pay/paid** (verb) and **payment** (noun)
Which method of payment do you prefer - cash or credit card?
- **stay** (verb) and **stay** (noun)
I hope you enjoy your stay in Britain.



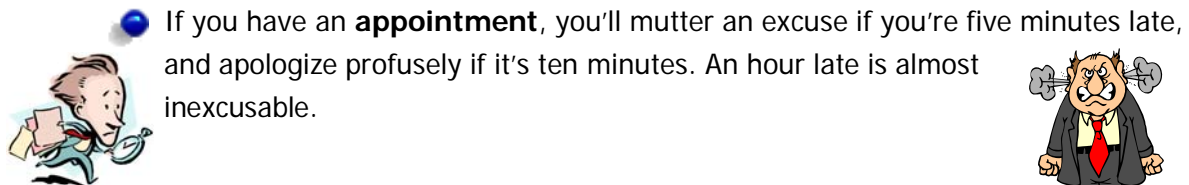
Powell, D. 2005. *Common mistakes at CAE and how to avoid them*. Cambridge

Napassawan

Culture Corner




American Culture: Space & Time



- If you have an **appointment**, you'll mutter an excuse if you're five minutes late, and apologize profusely if it's ten minutes. An hour late is almost inexcusable.



- If you're talking to someone, you get uncomfortable if they approach **closer than about two feet**.



- About the only things you expect to bargain for are houses, cars, and antiques. **Haggling** is largely a matter of finding the hidden point that's the buyer's minimum.

- Once you're past college, you very rarely simply **show up at someone's place**. People have to invite each other over – especially if a meal is involved.



- When you negotiate, you are polite, of course, but it's only good business to **'play hardball'**. Some foreigners pay excessive attention to status, or don't say what they mean, and that's exasperating.



- If you have a **business appointment or interview** with someone, you expect to have that person to yourself, and the business shouldn't take more than an hour or so.



LEARNING STRATEGIES

How To Learn English!

Here are some tips which may help you to master the English Language!

- **Speak Without Fear**

The fastest way to learn anything is to do it – again and again until you get it right. Like anything, **learning English requires practice**. Don't let a little fear stop you from getting what you want.

- **Use All of Your Resources**

There are many different ways you can improve your English, so don't limit yourself to only one or two. The Internet is a fantastic resource for virtually anything, but for the language learner it's perfect.

- **Surround Yourself with English**

The absolute best way to learn English is to surround yourself with it. Take notes in English; put English books around your room; listen to English language radio broadcasts; and watch English news, movies and television. Speak English with your friends whenever you can. The more English material that you have around you, the faster you will learn and the more likely it is that you will begin "thinking in English".

- **Listen to Native Speakers as Much as Possible**

One of the reasons is that native speakers have a natural flow to their speech that students of English should try to imitate

- **Watch English Films and Television**

You can expand your vocabulary and hear the flow of speech from the actors. If you listen to the news you can also hear different accents.



- **Listen to English Music**

In fact, it is often used as a way of improving comprehension. The best way to learn, though, is to get the lyrics (words) to the songs you are listening to and try to read them as the artist sings.



- **Study as Often as Possible!**

Only by studying things like grammar and vocabulary and doing exercises can you really improve your knowledge of any language.

- **Do Exercises and Take Tests**

One of the best reasons for doing lots of exercises and tests is that they give you a benchmark to compare your future results with. Keep doing this and you really will make some progress with English.

- **Record Yourself**

Nobody likes to hear their own voice on tape but, like tests, it is good to compare your tapes from time to time.

- **Finally**
Have fun!



Adapted from http://www.world-english.org/how_to_learn_english.htm

FUN WITH ENGLISH

No.1

Where do you find them?

Here are 40 words arranged in alphabetical order. Work out where you are most likely to find them and write them down in the appropriate categories. (There are five words for each category.)

aisle, altar, blackboard, boot, bumper, button, clutch, collar, congregation, crew, cutlery, date stamp, deck, desks, dishwasher, filing cabinet, fridge, frying pan, funnel, horn, lapel, matron, operating theatre, patients, pew, playground, pocket, portholes, pulpit, pupils, rails, seatbelt, secretary, sink unit, sleeve, staffroom, stapler, stethoscope, typewriter, ward.

1. School

.....

2. Kitchen

.....

3. Boat

.....

4. Church

.....

5. Jacket

.....

6. Hospital

.....

7. Office

.....

8. Car

.....



EDITORIAL TEAM

Editor : Usana Wongnarkpet

Editorial Team : Suwanee Auephunsirikul
 Napassawan Phromsumphun
 Piyaporn Juntarat
 Robert P. Cummins

Production : Raevadee Tantayavit