



# Language Links

ILC 3/2014 , Vol.4

Date 24 - 09 - 2014

## The Ten Best Vocabulary Learning Tips



**Tip One: Read, Read, Read!** Most words are learned from context. The more words you're exposed to, the better vocabulary you will have. While you read, pay close attention to words you don't know. First, try to figure out their meanings from context. Then look the words up. Read and listen to challenging material so that you'll be exposed to many new words.

**Tip Two: Improve your context skills.** Research shows that the vast majority of words are learned from context. To improve your context skills pay close attention to how words are used.

**Tip Three: Practice, practice, practice.** Learning a word won't help very much if you promptly forget it. Research shows that it takes from 10 to 20 repetitions to really make a word part of your vocabulary. It helps to write the word - both the definition and a sentence you make up using the word - perhaps on an index card that can later be reviewed. As soon as you learn a new word, start using it. Review your index cards periodically to see if you have forgotten any of your new words.

**Tip Four: Make up as many associations and connections as possible.** Say the word aloud to activate your auditory memory. Relate the word to words you already know. For example, the word GARGANTUAN (very large) has a similar meaning to the words gigantic, huge, large, etc. You could make a sequence: small, medium, large, very large, GARGANTUAN. List as many things as you can that could be considered GARGANTUAN: Godzilla, the circus fat lady, the zit on your nose, etc. Create pictures of the word's meaning that involve strong emotions. Think "the GARGANTUAN creature was going to rip me apart and then eat me!"



**Tip Five: Use mnemonics (memory tricks).** For example, consider the word EGREGIOUS (extremely bad). Think EGG REACH US - imagine we've made a mistake so bad that they are throwing eggs at us and a rotten EGG REACHes US. Such funny little word pictures will help you remember what words mean, AND they are fun to make up. Also, find out which learning style suits you best. Everyone learns differently!

**Tip Six: Get in the habit of looking up words you don't know.** If you have a dictionary program on your computer, keep it open and handy. America Online and other internet services have dictionaries and thesauruses on their tool bars. Find them and look up any word you are not absolutely sure of. Use a thesaurus when you write to find the word that fits best.



**Tip Seven: Play with words.** Play Scrabble, Boggle, and do crossword puzzles. These and other word games are available for the computer, so you are not dependent on a partner to play.

**Tip Eight: Use vocabulary lists.** For the serious vocabulary student, there are many books that focus on the words most commonly found in standardized tests, such as the SAT and GRE. There are also many interesting word sites on the Internet, many of which will send you a word a day by email.

**Tip Nine: Take vocabulary tests.** Playing games that test your knowledge will help you learn new words and also let you know how much progress you're making.

**Tip Ten: Get excited about words!** Come to appreciate the sometimes-subtle differences between them. Do you know the difference between something that denotes something else and something that connotes something else? If not, go look it up. Learn to say what you really mean and discover the joys of being able to express yourself in writing. A good vocabulary will determine the quality of your communication. So be in it for the long pull. Let building your vocabulary be a lifelong proposition. Remember: "In the beginning was the word." Until you have a word for something, it does not exist for you. Name it, and you have made your reality richer.

### Inside this issue:

*The Ten Best Vocabulary Learning Tips* 1

*Culture Corner* 2

*Here's the Answer* 3

*Bits and Pieces* 4

**BY TRISUDA**

# Culture Corner


1. Which of the following hand gestures is considered rude in the Middle East?



2. Which of the following gifts should you never give someone in China?



3. Which of these hand gestures should you never make in Greece?




**BY PIYAPORN**



## Answer:

1. A. Sticking up your thumb may mean "good job" or "well done" in Asia, Europe and America, but it is a rude gesture in the Middle East
2. B. Giving someone a clock symbolizes death.
3. A. This gesture is called moutza in Greece and symbolizes the recipient being a slave
4. D. White flowers indicate mourning at a funeral.
5. C. Wrapping presents with white paper symbolizes death

4. In Bangladesh, which color flowers should you not buy for people?



5. In China, wrapping your gifts in the following way represents funerals and should be avoided



# Here's the Answer


**Question:** Do you know when to use the future continuous tense?

**Answer:**



The most common use of the **Future Continuous Tense** is to describe an activity that **will occur in the future and continue for a certain period of time**.

**Examples:** 1. Tom **will be attending** the conference next month.  
2. They'll **be shopping** all afternoon.  
3. We'll **be flying** over the Atlantic Ocean for three hours.



The **Future Continuous** is used to talk about what we **believe or guess** is happening **at the moment of speaking** (1,2) or will be happening at a **particular time in the future** (3):

**Examples:** 1. Don't call him now, he'll **be doing** his homework.  
2. I don't want to disturb them. I'm sure they'll **be cleaning** their house at the moment.  
3. Please, don't come at 9 o'clock. She'll **be sleeping** at that time.



The **Future Continuous** is also used when we talk about an activity that will **continue over a period of time from now into the future** (*an activity in progress that started at the present moment or at some time around the present moment*):

**Examples:** 1. They'll **be studying** until 5 o'clock.  
2. She'll **be playing** tennis until she gets tired.  
3. Susan **will be waiting for** the bus 10 more minutes.



We can use the **Future Continuous** to indicate that a **longer action** in the future will be interrupted by a shorter action in the future (in this case the shorter action in the future is expressed with *Present Simple*):

**Examples:** 1. I'll **be making** dinner when he *arrives* tonight.  
2. She'll **be playing** the piano when her parents *come* home.



**BY NAPASSAWAN**

# Bit and Pieces

## Eleven Hints for Life



1. It hurts to love someone and not be loved in return. But what is more painful is to love someone and never find the courage to let that person know how you feel.

2. A sad thing in life is when you meet someone who means a lot to you, only to find out in the end that it was never meant to be and you just have to let go.


3. The best kind of friend is the kind you can sit on a porch swing with, never say a word, and then walk away feeling like it was the best conversation you've ever had.

4. It's true that we don't know what we've got until we lose it, but it's also true that we don't know what we've been missing until it arrives.

5. It takes only a minute to get a crush on someone, an hour to like someone, and a day to love someone but it takes a lifetime to forget someone.

6. Don't go for looks; they can deceive. Don't go for wealth; even that fades away. Go for someone who makes you smile because it takes only a smile to make a dark day seem bright.

7. Dream what you want to dream, go where you want to go, be what you want to be. Because you have only one life and one chance to do all the things you want to do.



8. Always put yourself in the other person's shoes. If you feel that it hurts you, it probably hurts the other person too.

9. A careless word may kindle strife. A cruel word may wreck a life. A timely word may level stress. But a loving word may heal and bless.



10. The happiest of people don't necessarily have the best of everything; they just make the most of everything that comes along their way.

11. Love begins with a smile, grows with a kiss, ends with a tear. When you were born, you were crying and everyone around you was smiling. Live your life so that when you die, you're the one smiling and everyone around you is crying.

<http://boardofwisdom.com/togo/?viewid=1005&listname=Life>

**BY PIMRAVEE**

Language Links is an internal publication of Devawongse Varopakarn Institute of Foreign Affairs,

Ministry of Foreign Affairs, [www.mfa.go.th/dvifa](http://www.mfa.go.th/dvifa)