

# Language Links

ILC 3/2014 , Vol. 1

Date 29 - 08 - 2014

**How to Study English Effectively**

Page 1

**Culture Corner**

Page 2

**Here's the Answer**

Page 3

**Bits and Pieces**

Page 4

## How to Study English Effectively

Here are some tips for success to help you as you study English.



### Study English Every Day

It's important to study English every day. However, don't overdo it! Study for thirty minutes every day instead of two hours once a week. Short and steady practice is much better for learning than long periods on an irregular basis. This habit of studying English every day will keep the English in your brain fresh.

### Using Different Methods to Learn

Don't just use one way to study English. Try to use a variety of methods which will use all the parts of your brain (multiple intelligences). For example, if you are learning new vocabulary, create a word map, describe a picture, make a list and study it, type out the words five times. All of these methods together help to reinforce your learning.



### Study English by Finding some Friends

There is nothing like having a few friends to study English together. You can practice the exercises together, have conversations together (in English!), and, as you study English together, help each other with exercises you may not understand.

### Choosing Topics that Interest You

One of the most important things to do is to study English using topics that you like. This will motivate you because you will also be learning about a topic you find interesting while you study English.



By Trisuda



# Culture Corner

Welcome to the Culture Corner. If you are new to the Culture Corner, this is a little column that is your guide to the world. How much do you know about the culture you will be doing business? Do you understand the proper etiquette for business? The social norms? If you are up for the challenge, test yourself on this.

**1. In which country should you NOT put someone's business card into your trouser pocket?**

- A. Bangladesh
- B. Iran
- C. Japan
- D. Korea

**2. In which country is it considered greedy to finish all the food you have been given on your plate?**

- A. China
- B. Germany
- C. Mexico
- D. Russia

**3. In which country does nodding mean "no"?**

- A. Albania
- B. Kazakhstan
- C. Turkey
- D. Vanuatu

By Piyaporn



Answer Key:

- |      |     |
|------|-----|
| 1. C | 5.A |
| 2. A | 6.A |
| 3. A | 7.B |
| 4. D |     |

**4. The Hongi, the traditional greeting of the Maori in New Zealand, is made by contact between which two parts of the body?**

- A. Nose and lips
- B. Cheek and hands
- C. Nose and hands
- D. Forehead and nose



**5. "Arvo" is a term used to refer to the afternoon in which country?**

- A. Australia
- B. England
- C. United States
- D. Wales

**6. 'Koetsiap', which is the origin of 'ketchup', is a word in which language?**

- A. Malay
- B. Swedish
- C. Hindi
- D. Chinese

**7. In Japan, the listener constantly interrupts the speaker to show that the listener is...**

- A. Annoyed at the speaker
- B. Paying attention to the speaker
- C. Wants the speaker to speak louder
- D. Wants to ask questions to the speaker

# Here's the Answer

**Q:** What is formal and informal language?

**A:** You probably use different words, phrases, and ways of speaking in your native language when you are with your friends, family, other relatives, and people who are similar to you in age and personality (that's casual or informal language). However, you have another set of words and expressions when you are in other situations like at work, when speaking with those people you may not know as well, or when you speak to those in authoritative positions (that's formal language). Now, it is your turn to practice formal and informal language!

## Greetings

**Informal:** Hi, How are ya?, How's it going?, How yadoin'?

**Formal:** Hello, Good Morning, Good Afternoon, Good Evening, Nice to meet you, (title)

**Informal (response):** Not much, Not bad, Yeah, no trouble, Can't complain, How 'bout you?

**Formal (response):** I'm very well, thank you, I hope everything is fine with you.



## Making Suggestions/Giving Advice

**Informal:** You know what ya need to do? You gotta...

**Formal:** Would you please allow me to make a suggestion?  
I think it might be best to...

## To Show Approval or Excitement

**Informal:** Cool! Sweet! Awesome! Oh, my god that's great!

**Formal:** That is wonderful news! That is terrific to hear! That really is quite impressive.



## To Say Good-bye

**Informal:** Bye!, See ya!, Catch ya' later!, See you, guys!, I'm outta here!, Later y'all!, Take care now!

**Formal:** Good-bye, Mr./Mrs./Dr./Rev. (last name and add something to show respect, appreciation or

importance to the situation) like Good-bye, Dr. Taleon. Thank you for taking the time to talk with my mother and for being so helpful to us.

## To Say Good Night

**Informal:** G'night!, Sleep tight!

**Formal:** Good night, Mr./Mrs./Dr./Rev. (last name)



By Napassawan



Adapted from:








<http://www.talktocanada.com/blog/2-ways-to-talk-casual-and-formal-in-the-english-language/>

# Bits and Pieces

**What do the little recycling symbols that you see on some plastic items mean. How many different symbols are there?**

A typical symbol is shown here. This one is from the lid of a kitchen container.

There are seven of these symbols currently in use, each one identifying a different type of plastic. These types of plastic can be found in the following list:

-  Polyethylene terephthalate (**PET**)
-  High-density polyethylene (**HDPE**)
-  Polyvinyl chloride (**PVC**)
-  Low-density polyethylene (**LDPE**)
-  Polypropylene (**PP**)
-  Polystyrene (**PS**)
-  Resins, like acrylonitrile butadiene styrene (**ABS**)



**PET** is most commonly seen in plastic soda bottles and Mylar film. **HDPE** is what milk jugs are made of, and is also used in things like plastic gas cans. **PVC** is the base for any form of vinyl (e.g. seat covers), as well as many soft toys. **LDPE** is found in things like plastic food containers. The difference between HDPE and LDPE is that LDPE is softer, more flexible and melts at a lower temperature than HDPE. **PP** is a lightweight plastic and has a relatively high melting point -- it is used in things like luggage and plastic trim in cars, as well as food containers. **PS** is commonly known by the Styrofoam brand name and is used in everything from coffee cups to coolers.

These symbols only scratch the surface of the hundreds of different types of plastics around you. Think about it for a second and you can understand the variety of plastics in use today: nylon, polyurethane, polyurethane foam, all sorts of non-melting plastics

By Pimravee



Language Links is an internal publication of Devawongse Varopakarn Institute of Foreign Affairs,

Ministry of Foreign Affairs, [www.mfa.go.th/dvifa](http://www.mfa.go.th/dvifa)