



## Bayern Fact Sheet



### Germany



### Geographic and Demographic Information

#### Location

- Southeastern Germany

#### Capital City

- Munich

#### Size

- 70,542 sq. km (Germany 357,578 sq.km)

#### Population size

- 13,140,183 (Germany 83,155,031) as end of 2020

#### Ethnic groups

- German 85%, Other European 11% and Others 4%

### Administrative Information

#### Head of Government (Minister President)

- Dr. Markus Söder (Since 16 March 2018)

#### Party affiliation




- CSU and Freie Wähler

#### Administration

- Bayern is divided into 7 administrative districts called *Regierungsbezirke* with 71 districts and 25 independent cities.

### Economic Information

(Preliminary data)

	Bayern 	Germany 	European Union (27) 
Nominal GDP (Mn. EUR) : 2020	610,217	3,332,230	13,381,341
%YoY Growth (2020-19)	-4.1%	-3.4%	-4.5%
GDP per capita (EUR/capita) : 2020	46,498	40,088	29,860
% Inflation : 2020	0.5%	0.5%	0.7%
% Unemployment rate : 2020	3.6%	3.8%	7.1%
Foreign Trade (Mn. EUR) : 2020	348,876	2,233,430	3,645,933
Export of Goods	168,192	1,206,928	1,931,709
Import of Goods	180,684	1,026,502	1,714,224
			(Extra-EU27)

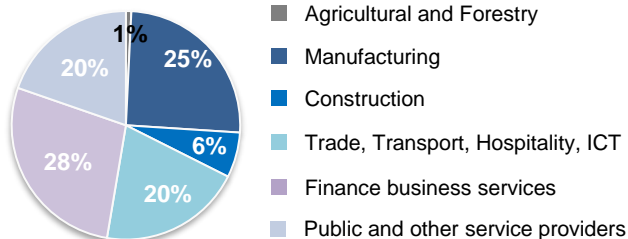


# Royal Thai Consulate - General in Munich, Federal Republic of Germany

สถานกงสุลใหญ่ ณ นครมิวนิก สหพันธ์สาธารณรัฐเยอรมนี

## Bayern Fact Sheet

### Share of Bayern's Industries on Gross Value Added, 2020



### Share of GDP by Federal State, 2020



## Business and Trade Information

### Major Industries in Bayern

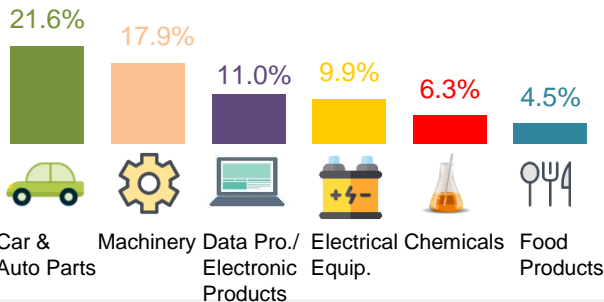
Automotive and Mobility, Information Technology, Electrical Engineering, Mechanical Engineering, Automation and Robotics

### Bayern's Foreign Trade

348,876 Mn. EUR (15.6% of Germany)

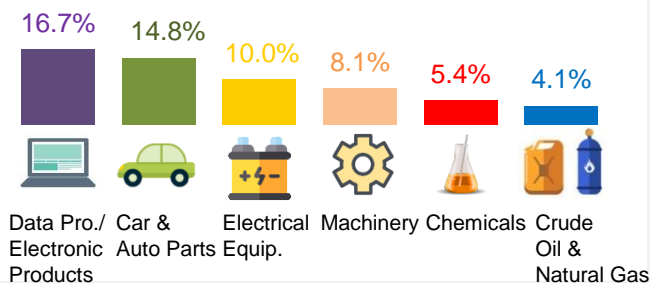
#### Export volumes by Product Groups in 2020

168,192 Mn. EUR Others : 28.7%



#### Import volumes by Product Groups in 2020

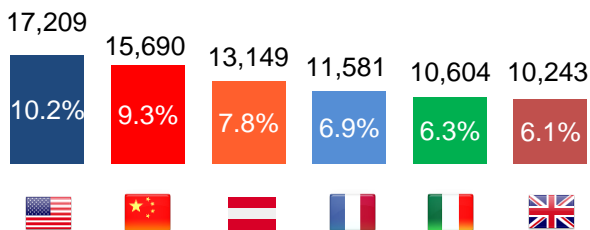
180,684 Mn. EUR Others : 41.0%



#### Main Export Destinations in 2020

Million EUR (% Share)

681.9 (0.4%)

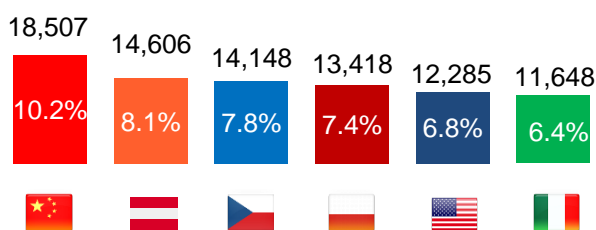


List of goods for production statistics, edition 2019 (GP 2019)

#### Main Import Destinations in 2020

Million EUR (% Share)

1,003.7 (0.6%)



Source : Statistisches Bundesamt (Destatis), 2021

### International companies with headquarters based in Bayern

Adidas, Audi, Allianz, BMW, Munich Re, PUMA, Linde and Siemens, etc.

### Bayern Economic Issue

“Rettungspaket“ (Rescue package)



# Royal Thai Consulate - General in Munich, Federal Republic of Germany

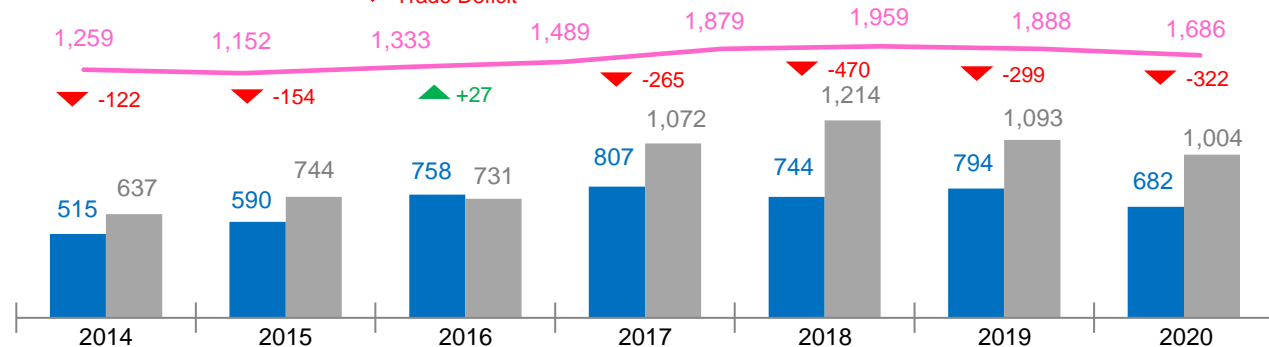
สถานกงสุลใหญ่ ณ นครมิวนิก สหพันธ์สาธารณรัฐเยอรมนี

## Bayern Fact Sheet

### Bayern – Thailand's Trade and Business information

#### Total Bayern Trade Volume and Trade Balance with Thailand

Unit : Mn. EUR — Trade Volume ▲ Trade Surplus ▼ Trade Deficit ■ Export to Thailand ■ Import from Thailand



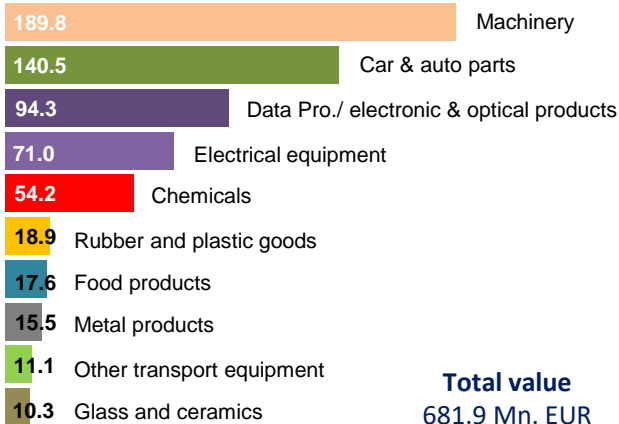
#### Bayern Export to Thailand



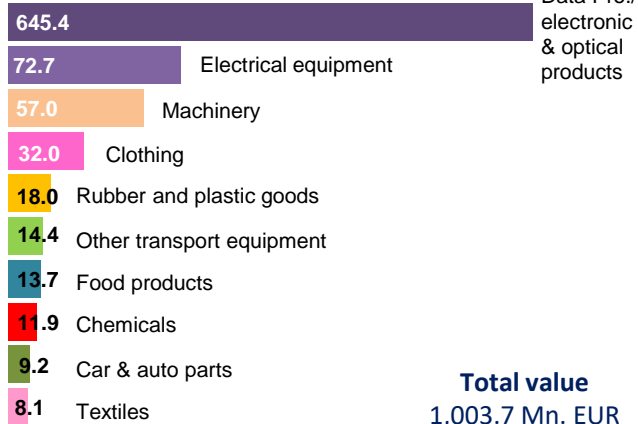
#### Bayern Import from Thailand



#### TOP 10 Exports in 2020



#### TOP 10 Imports in 2020



Data Pro./ electronic & optical products

List of goods for production statistics, edition 2019 (GP 2019)

Source : Statistisches Bundesamt (Destatis), 2021

#### Other information about Thailand



- Nominal GDP 2019 : 439,328 Mn. EUR\*
- Real GDP Growth% : -6.1%



- Major Exports: Car and auto parts, Automatic data processing machines and parts, Gems and Jewelry

Major Imports: Crude Oil, Machinery and parts, Electrical machinery and parts



- Direct flight Bangkok - Munich : Thai Airways and Eurowings

#### Thai community in Bayern

(End of 2020, Person)



Total : 10,795  
Men : 1,295  
Women : 9,500

Source : Statistisches Bundesamt (Destatis), 2021