


Fast & Easy

快速 & 简单

to get your VAT Refund

通过应用程序办理退税



- ✓ EASY
- ✓ FASTER
- ✓ TRACEABLE ANYWHERE ANYTIME

现在就下载
DOWNLOAD NOW
"Thailand VRT"



收到退款渠道

CHANNELS FOR RECEIVING REFUNDS.



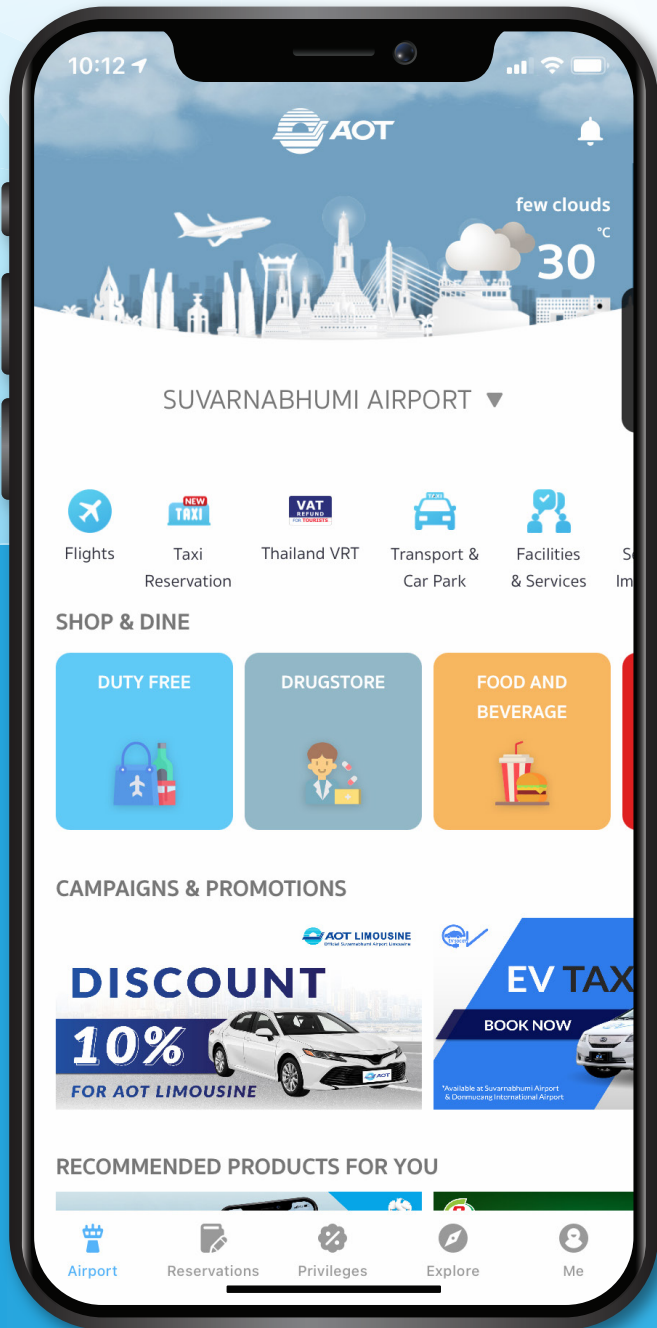
AOT AIRPORTS

Application



AOT AIRPORTS
application

Don't miss the latest news, services from the airports, including exclusive privilege for more pleasant travel



DOUBLE EASY

Download AOT Airports Application now
to discover all about airports
and complete your VAT refund.

Highlight Feature



Flight

Update your flight information in real time.



Facilities & Services

Everything you need inside the airport. All in the app.



Thailand VRT

Complete the VAT refund, all through your phone.



Privilege

Enjoy your travel with privilege for our favorite travelers.



Explore

See the unseen Thailand. Discover all you need to know.



AOT AIRPORTS
DOWNLOAD NOW



Get your refunds faster with the new

VAT REFUND application


Download the app



Download* the app on App Store or Play Store and set up your account before making purchases.

*Scan the QR code to download the app.

VAT Refund



Check your ePP10

Once you have made a purchase with one of the partner merchants*, you can check the purchase invoice (ePP10) on the app.

*See full list of partner merchants within the VAT Refund app.

Start refund process

At the airport, press 'Start Refund Process' in the app and follow the refund guide, which will bring you through the process of claiming your VAT refund.



TAX REFUND CONDITIONS

Total purchase	Refund amount
>฿0	<฿2,000
<฿2,000	<฿5,000
>฿2,000	≤฿30,000
>฿30,000	∞

No VAT refund

Express refund (if no paper PP10)

Only go Customs (if no luxury & paper PP10)

Only go RD (if have paper PP10)

Go both Customs & RD (if have luxury or paper PP10)

Go both Customs & RD



Request for refund

After passing immigration, press 'Request for Refund' on the claims guide. You can also track the refund status through the app.