

User Manual of Entry Thailand System



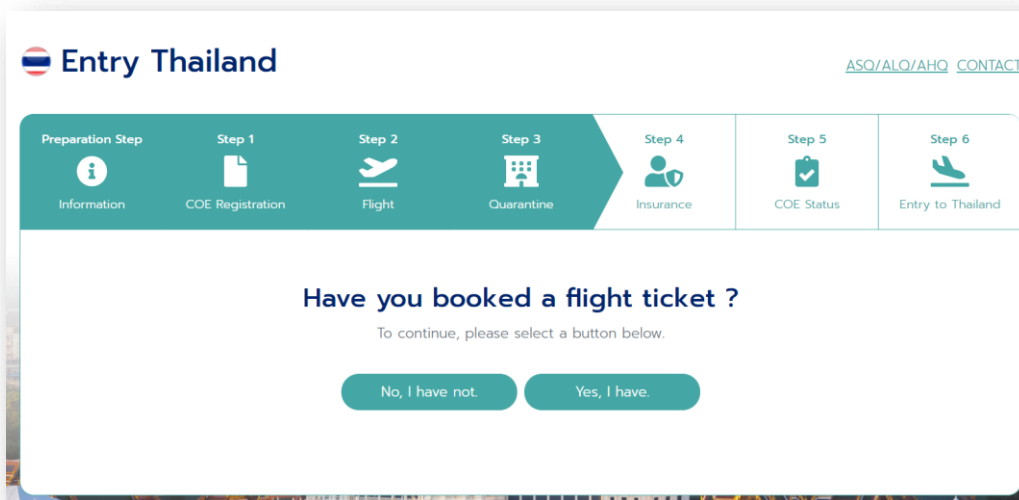


Contents

1 st Step – Fill in the COE application form.....	2
2 nd Step – Flight Booking.....	2
3 rd Step – Alternated State Quarantine Booking	3
3.1. How to Sign In.....	4
3.2. How to Log in The Entry Thailand System	7
3.3. How to Book the Hotel in Entry Thailand System.....	9
4 th Step - COVID-19 Insurance.....	17
5 th Step – COE Status Checking.....	18
6 th Step – Entry to Thailand	18

3rd Step – Alternated State Quarantine Booking

If a traveler has not booked the alternated state quarantine in Thailand yet, a traveler can book the ASQ via the system and after the ASQ is booked, the system will link and report the booking status to the COE application system automatically. But if a traveler has booked the ASQ already, the system will lead him/her to the webpage which reports the ASQ booking status to the system.

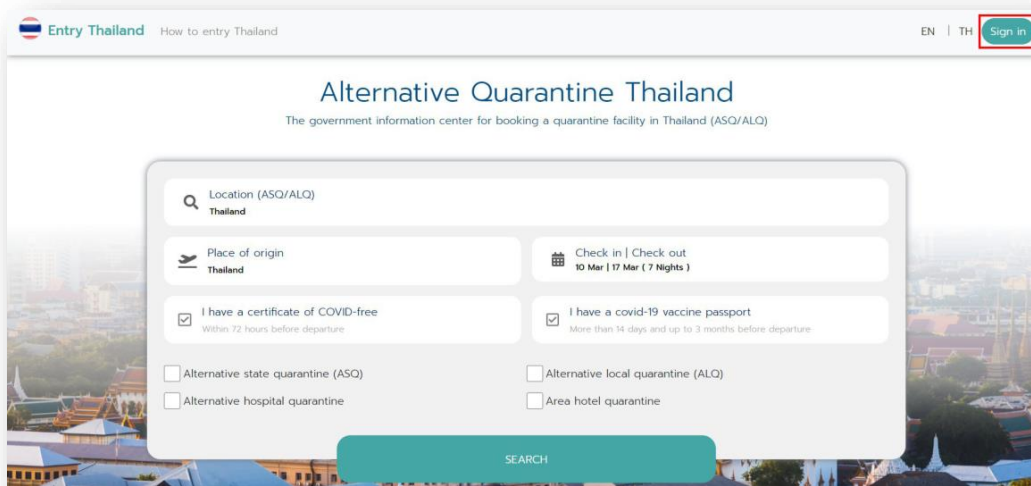


Steps of ASQ Booking in Entry Thailand System

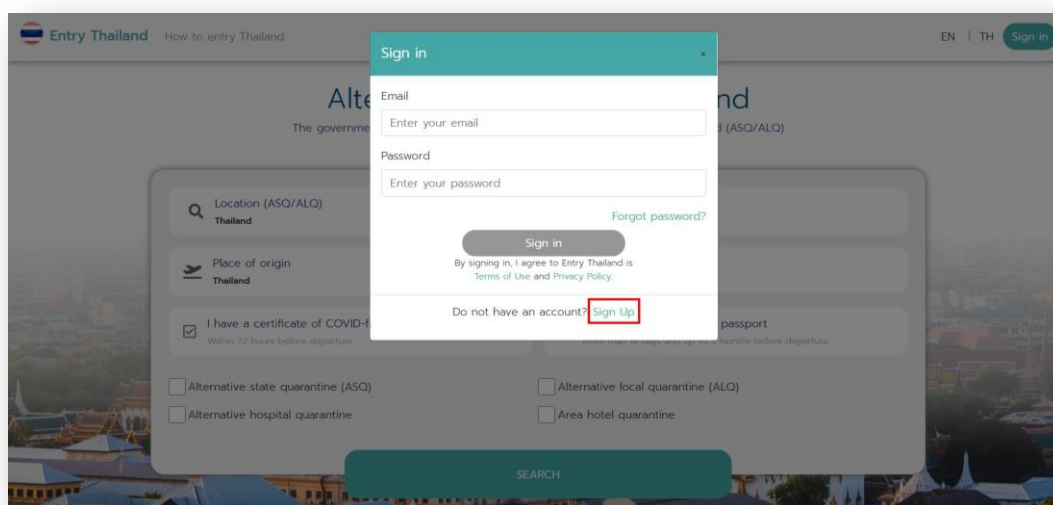
The Entry Thailand system was created by the Ministry of Tourism and Sports in order to provide the best service in ASQ booking for the foreign travelers who want to travel into Thailand. These are the steps of ASQ booking in the Entry Thailand System.

3.1. How to Sign In

3.1.1. In order to sign in (For the first-time user), please click “Sign in”.



3.1.2. Then clicks “Sign up”, in order to register into the system.



User Manual of Entry Thailand System

3.1.3. When click “Sign up”, there will be a pop-up page which must fill in the personal detail.

The screenshot shows a 'Sign up' pop-up form with the following fields and options:

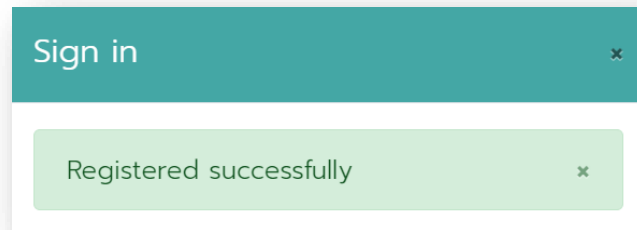
- Email:** Enter your email
- Password:** Enter your password
- Confirm Password:** Enter your confirm password
- I consent to you using this information to provide suitable and full support services during my quarantine
- By register, I agree to Entry Thailand Terms of Use and Privacy Policy
- Sign up** button
- Already have an account? [Sign in](#)
- You did not receive the registration by email? [Send again](#)

3.1.4. Then the travelers must enter the e-mail and password and press

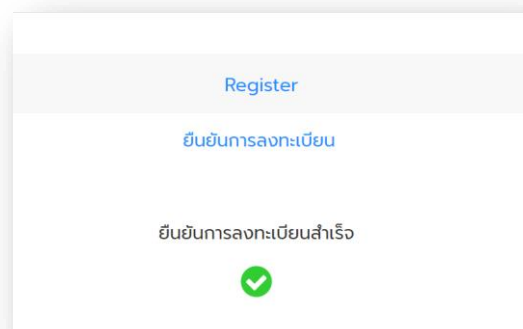
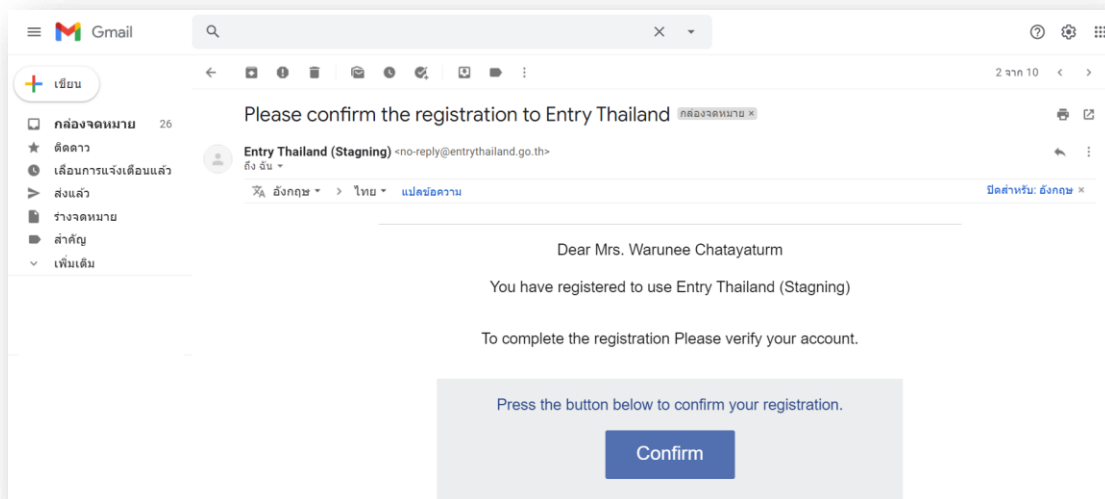
The screenshot shows the 'Sign up' form with the following filled-in information:

- Email:** warunee.chatayatum@gmail.com ✓
- Password:** [masked] ✓
- Confirm Password:** [masked] ✓
- I consent to you using this information to provide suitable and full support services during my quarantine
- By register, I agree to Entry Thailand Terms of Use and Privacy Policy
- Sign up** button (highlighted)
- Already have an account? [Sign in](#)
- You did not receive the registration by email? [Send again](#)

User Manual of Entry Thailand System



3.1.5. After registered, the system will send the authentication e-mail to the given inbox. It should show the “Confirm” button in the e-mail then just click the button and the system will record that a traveler registered successfully.



User Manual of Entry Thailand System

3.2. How to Log in The Entry Thailand System

3.2.1. In order to log in, click “Sign in”

The screenshot shows the 'Alternative Quarantine Thailand' website. The header includes the 'Entry Thailand' logo and navigation links for 'EN' and 'TH'. A 'Sign in' button is highlighted with a red box in the top right corner. The main content area features a search form with the following fields and options:

- Location (ASQ/ALQ): Thailand
- Place of origin: Thailand
- Check in | Check out: 10 Mar | 17 Mar (7 Nights)
- I have a certificate of COVID-free: Within 72 hours before departure (checked)
- I have a covid-19 vaccine passport: More than 14 days and up to 3 months before departure (checked)
- Alternative state quarantine (ASQ) (unchecked)
- Alternative local quarantine (ALQ) (unchecked)
- Alternative hospital quarantine (unchecked)
- Area hotel quarantine (unchecked)

A 'SEARCH' button is located at the bottom of the form.

3.2.2. Then enter the e-mail and password in the box, then click “Sign In”

The screenshot shows the 'Sign in' modal form overlaid on the search form. The modal contains the following fields and options:

- Email: worunee.chatayaturm@gmail.com (checked)
- Password: (masked with dots, checked)
- Forgot password? (link)
- Sign in (button)
- By signing in, I agree to Entry Thailand is Terms of Use and Privacy Policy.
- Do not have an account? Sign Up (link)

The 'SEARCH' button from the search form is visible at the bottom of the page.

User Manual of Entry Thailand System

3.2.3. The screen of the system should be shown as the picture.

The screenshot shows the 'Alternative Quarantine Thailand' web interface. At the top left, it says 'Entry Thailand' with a subtitle 'How to entry Thailand'. At the top right, there are language options 'EN | TH' and an email address 'warunee.chatayaturm@gmail.com' which is highlighted with a red box. The main heading is 'Alternative Quarantine Thailand' with the subtitle 'The government information center for booking a quarantine facility in Thailand (ASQ/ALQ)'. The form contains several input fields and checkboxes:

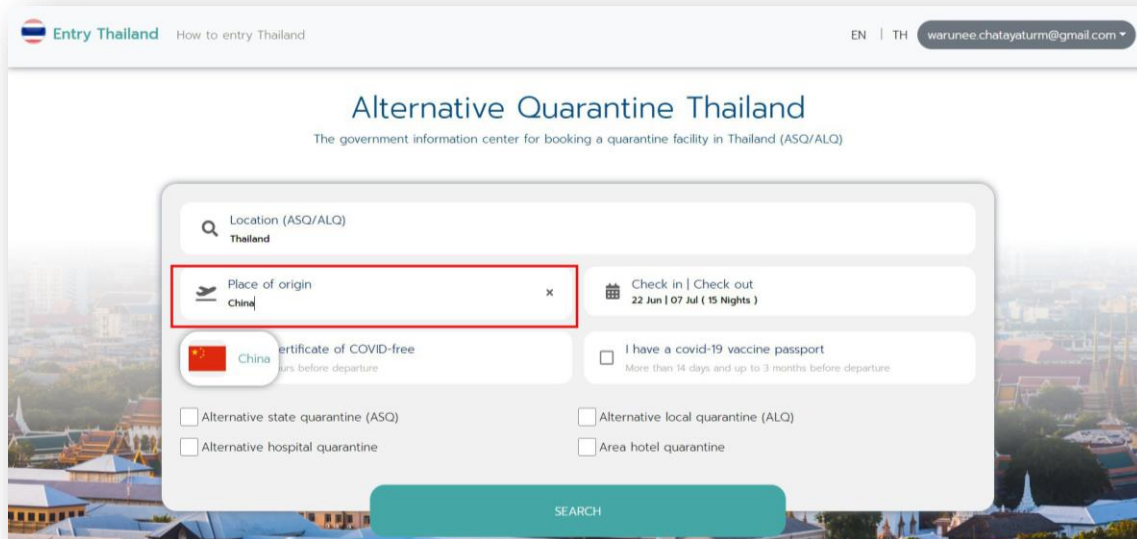
- Location (ASQ/ALQ): Thailand
- Place of origin: Thailand
- Check in | Check out: 10 Mar | 25 Mar (15 Nights)
- I have a certificate of COVID-free (Within 72 hours before departure)
- I have a covid-19 vaccine passport (More than 14 days and up to 3 months before departure)
- Alternative state quarantine (ASQ)
- Alternative local quarantine (ALQ)
- Alternative hospital quarantine
- Area hotel quarantine

A teal 'SEARCH' button is located at the bottom of the form.

User Manual of Entry Thailand System

3.3. How to Book the Hotel in Entry Thailand System.

3.3.1. Enter the country of origin



Entry Thailand How to entry Thailand EN | TH warunee.chatayaturm@gmail.com

Alternative Quarantine Thailand

The government information center for booking a quarantine facility in Thailand (ASQ/ALQ)

Location (ASQ/ALQ)
Thailand

Place of origin
China

Check in | Check out
22 Jun | 07 Jul (15 Nights)

I have a certificate of COVID-free
Within 72 hours before departure

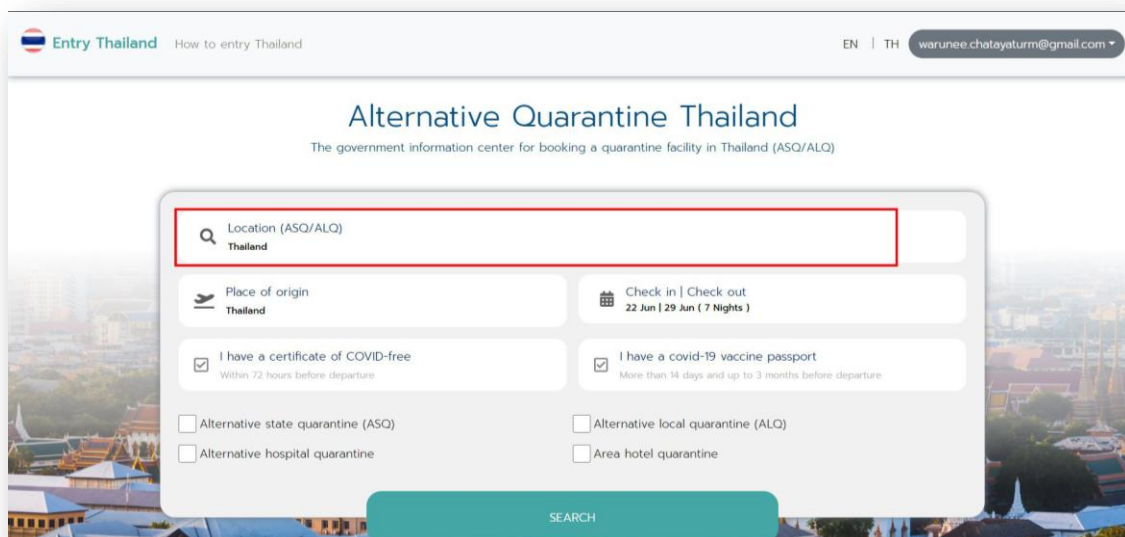
I have a covid-19 vaccine passport
More than 14 days and up to 3 months before departure

Alternative state quarantine (ASQ) Alternative local quarantine (ALQ)

Alternative hospital quarantine Area hotel quarantine

SEARCH

3.3.2. Enter the specific hotel. But if there is no specific hotel, can search by the keywords for example “Pattaya” or “Bangkok”.



Entry Thailand How to entry Thailand EN | TH warunee.chatayaturm@gmail.com

Alternative Quarantine Thailand

The government information center for booking a quarantine facility in Thailand (ASQ/ALQ)

Location (ASQ/ALQ)
Thailand

Place of origin
Thailand

Check in | Check out
22 Jun | 29 Jun (7 Nights)

I have a certificate of COVID-free
Within 72 hours before departure

I have a covid-19 vaccine passport
More than 14 days and up to 3 months before departure

Alternative state quarantine (ASQ) Alternative local quarantine (ALQ)

Alternative hospital quarantine Area hotel quarantine

SEARCH

User Manual of Entry Thailand System

3.3.3. Choose the Specific date for the quarantine period

Alternative Quarantine Thailand
The government information center for booking a quarantine facility in Thailand (ASQ/ALQ)

Location (ASQ/ALQ)
Thailand

Place of origin
Thailand

Check in | Check out
10 Mar | 25 Mar (15 Nights)

I have a certificate of COVID-free
Within 72 hours before departure

Alternative state quarantine (ASQ)
 Alternative hospital quarantine

MON	TUE	WED	THU	FRI	SAT	SUN	MON	TUE	WED	THU	FRI	SAT	SUN
1	2	3	4	5	6	7	29	30	31	1	2	3	4
8	9	10	11	12	13	14	5	6	7	8	9	10	11
15	16	17	18	19	20	21	12	13	14	15	16	17	18
22	23	24	25	26	27	28	19	20	21	22	23	24	25
29	30	31	1	2	3	4	26	27	28	29	30	1	2
5	6	7	8	9	10	11	3	4	5	6	7	8	9

3.3.4. After enter all the information, press the button “SEARCH”

Entry Thailand How to entry Thailand EN | TH warunee.chotayaturm@gmail.com

Alternative Quarantine Thailand
The government information center for booking a quarantine facility in Thailand (ASQ/ALQ)

Location (ASQ/ALQ)
Thailand

Place of origin
Thailand

Check in | Check out
22 Jun | 29 Jun (7 Nights)

I have a certificate of COVID-free
Within 72 hours before departure

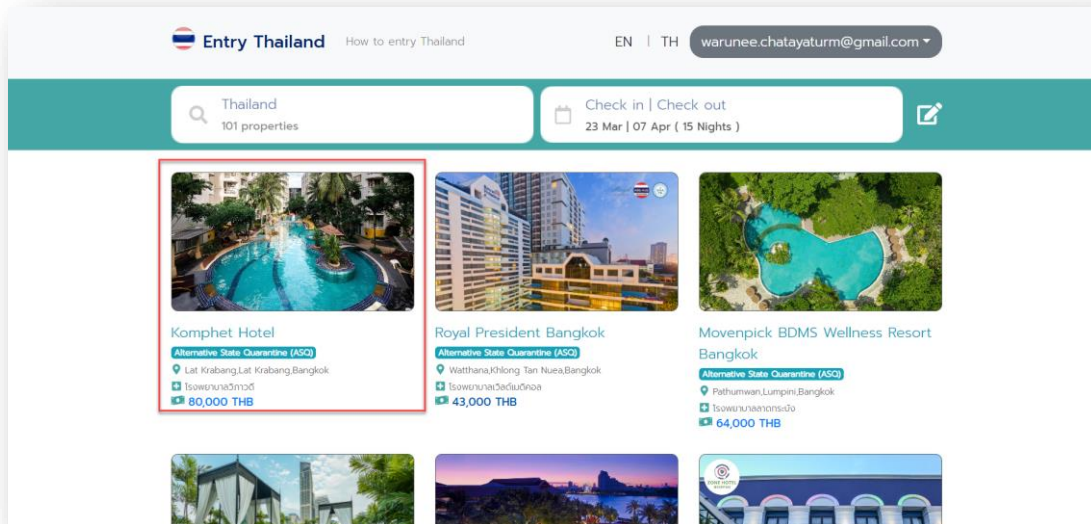
I have a covid-19 vaccine passport
More than 14 days and up to 3 months before departure

Alternative state quarantine (ASQ)
 Alternative local quarantine (ALQ)
 Alternative hospital quarantine
 Area hotel quarantine

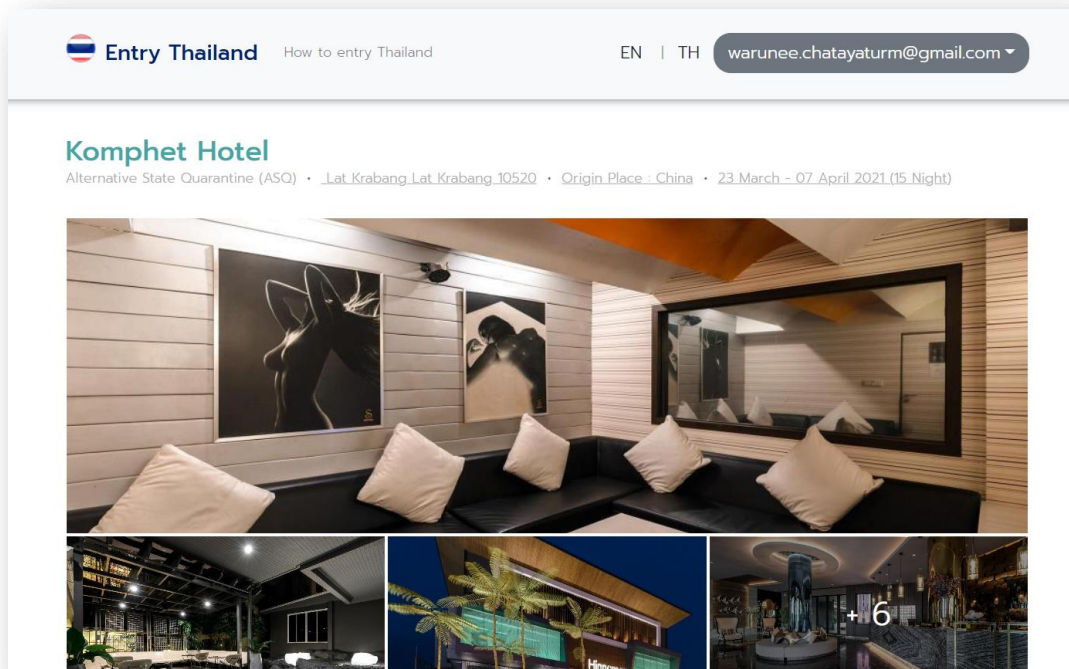
SEARCH

User Manual of Entry Thailand System

3.3.5. A traveler can browse the list of the hotel to quarantine and may click the hotel name to book.

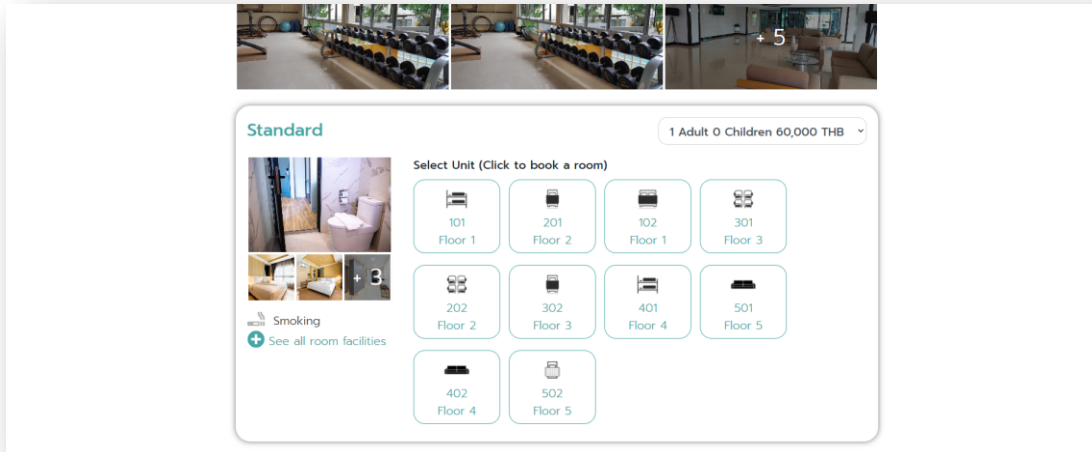


3.3.6. After a traveler finishes choosing the hotel, the detail of the hotel such as picture, facilities and etc. will be shown.

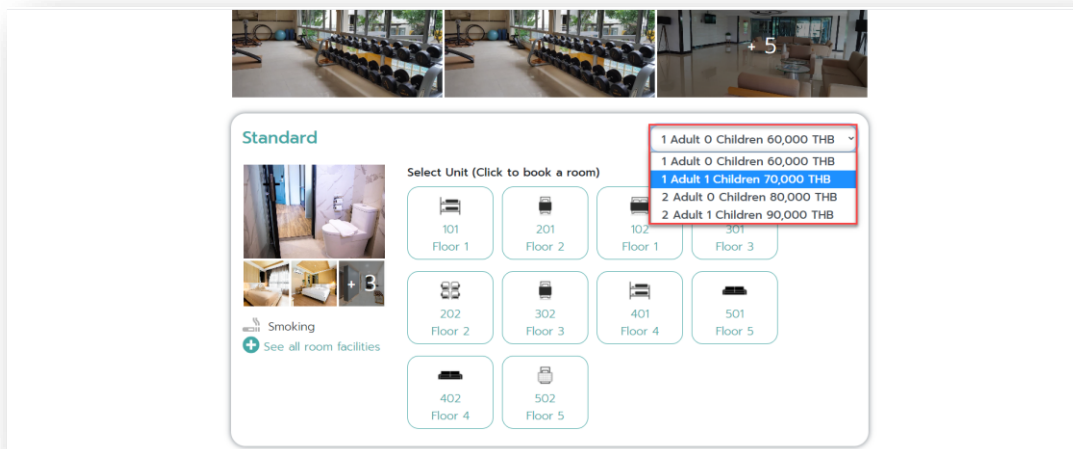


User Manual of Entry Thailand System

3.3.7. Then a traveler can scroll down in order to choose the unit to stay as the vacant unit will label with white color.

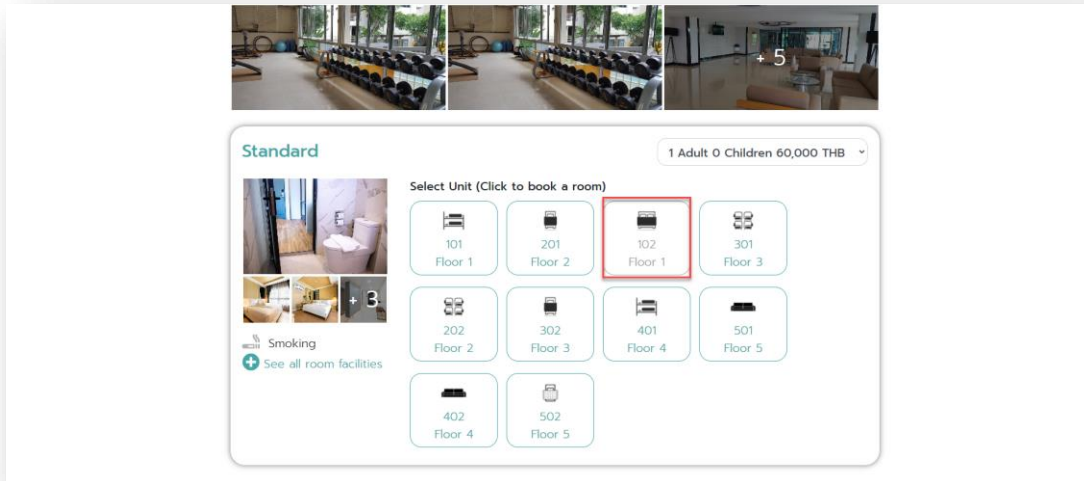


3.3.8. A traveler can manage the number by clicking the tab or the top right.



User Manual of Entry Thailand System

3.3.9. After select the preferred room rate, a traveler may choose the unit to stay.



3.3.10. After finish selecting the unit, the system will need to fill in the further information. There are passport number, first name and last name, COE ID, sex, date of birth, nationality, phone number, e-mail and relationship among the travelers in the same group.

User Manual of Entry Thailand System

Entry Thailand หนังสือรับรองการเดินทาง

EN | TH warunee.chatayaturm@gmail.com

< ตรวจสอบใบรับรองการเดินทางประเภทไทย (COE) ผู้เข้าพัก 1/1

หมายเลขหนังสือเดินทาง ASDG686333 ✓

ชื่อ (ภาษาอังกฤษ) Warunee ✓

นามสกุล (ภาษาอังกฤษ) Chatayaturm ✓

รหัส 6 หลักที่ได้รับหลังจากการลงทะเบียน COE 234642 ✓

เพศ
 ชาย
 หญิง

วันเกิด 14/02/1995 ✓

สัญชาติ Chinese

หมายเลขโทรศัพท์ +86 345678908 ✓

อีเมล warunee.chatayaturm@gmail.com

ความสัมพันธ์กับผู้เข้าพักคนอื่น Other

กรณีติดต่ออื่น ๆ (Line ID, We Chat ID ฯลฯ) Wun_wan

การเลือกในด้านล่างแสดงว่าฉันยอมรับข้อกำหนดการใช้งานและนโยบายความเป็นส่วนตัว
เป็นส่วนตัวของ Entry Thailand

ตรวจสอบ COE (Guest 1)

warunee
Alternative Local Quarantine (ALQ)

ประเทศต้นทาง China

วันที่ 08 March 2021 - 23 March 2021 (15 Night)

ผู้เข้าพัก 1 Adult 0 Children

ราคารวม 60,000 THB

3.3.11. After completely fill the information, click the “**ตรวจสอบ COE (Guest 1)**” button.

หมายเลขโทรศัพท์ +86 345678908 ✓

อีเมล warunee.chatayaturm@gmail.com

ความสัมพันธ์กับผู้เข้าพักคนอื่น Other

กรณีติดต่ออื่น ๆ (Line ID, We Chat ID ฯลฯ) Wun_wan

การเลือกในด้านล่างแสดงว่าฉันยอมรับข้อกำหนดการใช้งานและนโยบายความเป็นส่วนตัว
เป็นส่วนตัวของ Entry Thailand

ตรวจสอบ COE (Guest 1)

All material herein © 2021 Entry Thailand. All Rights Reserved.
Entry Thailand is the government information center for booking a quarantine facility in the country.
Privacy Policy | Terms of Service

User Manual of Entry Thailand System

3.3.12. After click the button, the system will show the summary page and if a traveler wants to send the message to the hotel, the traveler may use this text box.

Entry Thailand หนังสือรับรองการเข้าเมือง EN | TH warunee.chatayaturm@gmail.com

< Let us know what you need

Message to the hotel

By selecting the button below, I agree to Entry Thailand is Terms of Use and Privacy Policy.

Confirm Booking

warunee
Alternative Local Quarantine (ALQ)

ประเทศ	China
ต้นทาง	08 March 2021 - 23 March 2021 (15 Night)
วันที่	1 Adult 0 Children
ผู้เข้าพัก	60,000 THB
รากรวม	

Warunee Chatayaturm Guest 1

ASDG686333 Chinese
+86 345678908
warunee.chatayaturm@gmail.com

COE Verified ✓

3.3.13. After finish checking information of the whole booking and approve, click “Confirm Booking” button.

Entry Thailand หนังสือรับรองการเข้าเมือง EN | TH warunee.chatayaturm@gmail.com

< Let us know what you need

Message to the hotel

By selecting the button below, I agree to Entry Thailand is Terms of Use and Privacy Policy.

Confirm Booking

warunee
Alternative Local Quarantine (ALQ)

ประเทศ	China
ต้นทาง	08 March 2021 - 23 March 2021 (15 Night)
วันที่	1 Adult 0 Children
ผู้เข้าพัก	60,000 THB
รากรวม	

Warunee Chatayaturm Guest 1

ASDG686333 Chinese
+86 345678908
warunee.chatayaturm@gmail.com

COE Verified ✓

User Manual of Entry Thailand System

3.3.14. After finish booking the hotel, a traveler should receive the Booking number and the officer from the hotel will contact the traveler directly to confirm the information.

The screenshot displays the 'Entry Thailand' interface for a Certificate of Entry. The user is logged in as 'warunee.chatayaturm@gmail.com'. The booking details are as follows:

Property	Warunee Hotel
Location	Alternative State Quarantine (ASQ) Lat. Krabang 30
Status	Waiting for confirmation from the hotel
Place of origin	-
Dates	07 March 2021 - 22 March 2021 (15 Night)
Room Type	Standard1 (Unit 4)
Room Type	1 Adult 0 Children
Guests	80,000 THB
Total Price	

The system has saved your reservation. Your booking number is **THA50023300005**. Please remember that the booking is not yet complete. Please contact the hotel directly using the information below.

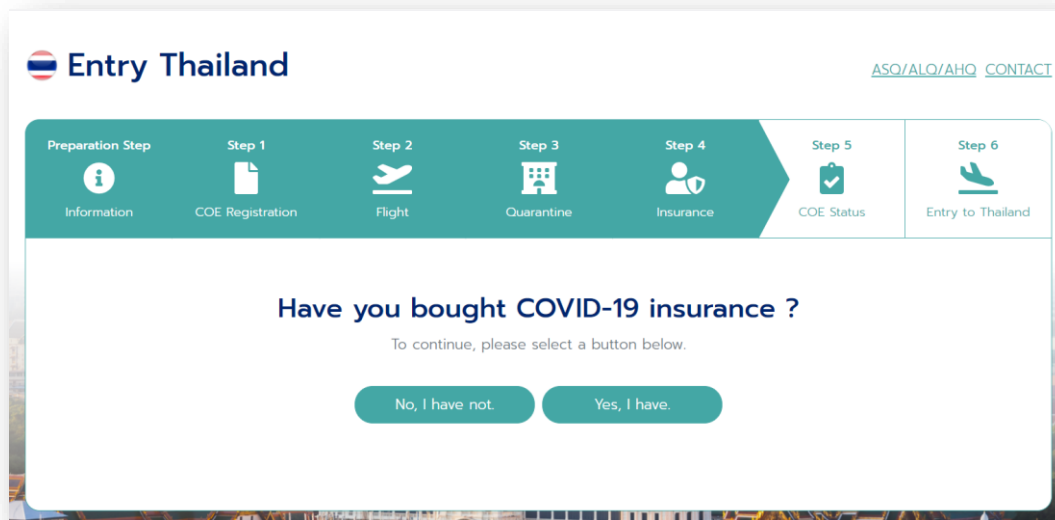
Contact Information:
Email: komphet.em@gmail.com
Phone: +66805356955
Line ID: komdragon

The reservation is successful only when the hotel has confirmed your reservation.

Guest 1: Warunee Chatayaturm
ID: ASDG686333 chinese
Phone: +86 0656699241
Email: warunee@gmail.com
Status: 234642 COE Verified

4th Step - COVID-19 Insurance

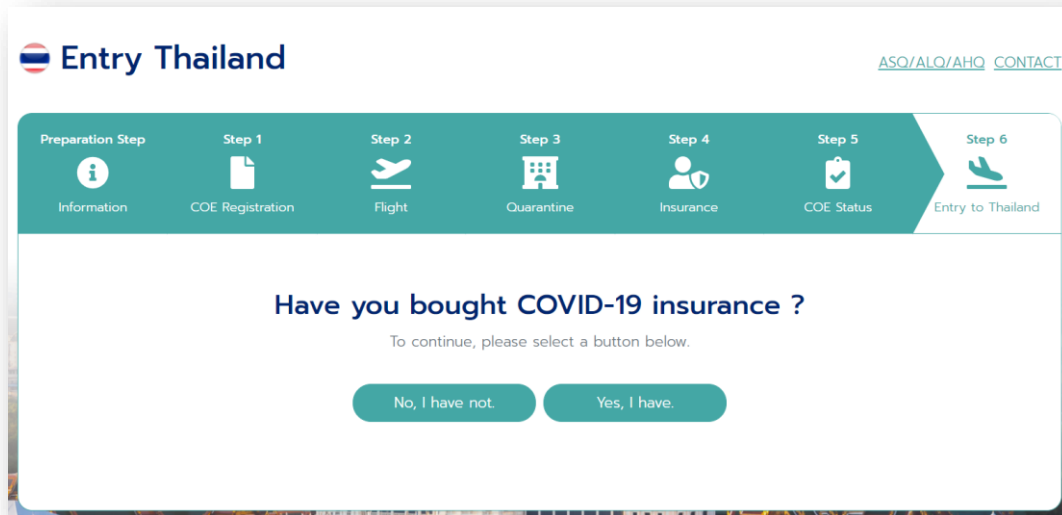
If a traveler has not had a COVID-19 Insurance, he/she may purchase the specific insurance via the Thai General Insurance Association's website which will send the insurance purchasing status instantly to the COE system. But if a traveler has already purchased the COVID-19 insurance, the system will have a link for him/her to enter the insurance information.



User Manual of Entry Thailand System

5th Step – COE Status Checking

Check the status of the COE by click the direct link to <https://coethailand.mfa.go.th/>.



6th Step – Entry to Thailand

The Entry Thailand system will suggest a traveler of how to enter Thailand after receiving the COE.

