













































การแสดงผลข้อมูลข่าวที่หน้าเว็บไซต์ จะมีรูปแบบให้เลือกดังนี้ และสามารถกำหนดได้ว่าจะให้แสดงข่าวจำนวนกี่ข่าว

The wireframes illustrate various news list layouts:

- Example 1:** A single news item with a large circular logo on the left and a list of bullet points on the right.
- Example 2:** A blue header bar containing a list of bullet points.
- Example 3:** A list of news items, each with a small circular logo and a text block. A table with three rows labeled 'Tab 1', 'Tab 2', and 'Tab 3' is positioned to the right.
- Example 4:** A list of news items with a large circular logo on the left and a list of bullet points on the right.
- Example 5:** A list of news items, each with a small circular logo and a text block. Three larger circular logos are arranged horizontally above the text blocks.
- Example 6:** A large circular logo on the left and a list of bullet points on the right. A table with three rows and one column is on the far right.
- Example 7:** A large circular logo on the left and a list of bullet points on the right. Two small circular logos are on the right side.
- Example 8:** A list of news items, each with a small circular logo and a text block. Three larger circular logos are arranged horizontally above the text blocks.
- Example 9:** A large circular logo on the left and a list of bullet points on the right. Three small circular logos are arranged horizontally below the text block.
- Example 10:** A large circular logo on the left and a list of bullet points on the right. Three small circular logos are arranged horizontally below the text block.

ในหน้าข้อมูลต่าง ๆ ที่จะแสดงผล มีรูปแบบการแสดงผลดังนี้

<div style="text-align: center;">●</div> <div style="border: 1px solid #add8e6; padding: 5px; margin-bottom: 5px;">  <p><b>Across before the closed satanic</b> Let alas or lethargic because far lingelegly therefore oriole up abortively near ttched giraffe much mischis and intricately.</p> </div> <div style="border: 1px solid #add8e6; padding: 5px;">  <p><b>Across before the closed satanic</b> Let alas or lethargic because far lingelegly therefore oriole up abortively near ttched giraffe much mischis and intricately.</p> </div>	<div style="text-align: center;">●</div> <table border="1" style="width: 100%; border-collapse: collapse;"> <tbody> <tr> <td style="border: 1px solid #add8e6; padding: 5px; width: 50%;">  <p><b>Satanic</b> Let alas or therefore giraffe much</p> </td> <td style="border: 1px solid #add8e6; padding: 5px; width: 50%;">  <p><b>Satanic</b> Let alas or therefore giraffe much</p> </td> </tr> <tr> <td style="border: 1px solid #add8e6; padding: 5px;">  <p><b>Satanic</b> Let alas or therefore giraffe much</p> </td> <td style="border: 1px solid #add8e6; padding: 5px;">  <p><b>Satanic</b> Let alas or therefore giraffe much</p> </td> </tr> </tbody> </table>	 <p><b>Satanic</b> Let alas or therefore giraffe much</p>	 <p><b>Satanic</b> Let alas or therefore giraffe much</p>	 <p><b>Satanic</b> Let alas or therefore giraffe much</p>	 <p><b>Satanic</b> Let alas or therefore giraffe much</p>								
 <p><b>Satanic</b> Let alas or therefore giraffe much</p>	 <p><b>Satanic</b> Let alas or therefore giraffe much</p>												
 <p><b>Satanic</b> Let alas or therefore giraffe much</p>	 <p><b>Satanic</b> Let alas or therefore giraffe much</p>												
<div style="text-align: center;">●</div> <table border="1" style="width: 100%; border-collapse: collapse; text-align: center;"> <tbody> <tr> <td style="border: 1px solid #add8e6; padding: 5px;"></td> <td style="border: 1px solid #add8e6; padding: 5px;"></td> <td style="border: 1px solid #add8e6; padding: 5px;"></td> </tr> <tr> <td style="border: 1px solid #add8e6; padding: 5px;"><b>Satanic Let al</b></td> <td style="border: 1px solid #add8e6; padding: 5px;"><b>Satanic Let al</b></td> <td style="border: 1px solid #add8e6; padding: 5px;"><b>Satanic Let al</b></td> </tr> <tr> <td style="border: 1px solid #add8e6; padding: 5px;"></td> <td style="border: 1px solid #add8e6; padding: 5px;"></td> <td style="border: 1px solid #add8e6; padding: 5px;"></td> </tr> <tr> <td style="border: 1px solid #add8e6; padding: 5px;"><b>Satanic Let al</b></td> <td style="border: 1px solid #add8e6; padding: 5px;"><b>Satanic Let al</b></td> <td style="border: 1px solid #add8e6; padding: 5px;"><b>Satanic Let al</b></td> </tr> </tbody> </table>				<b>Satanic Let al</b>	<b>Satanic Let al</b>	<b>Satanic Let al</b>				<b>Satanic Let al</b>	<b>Satanic Let al</b>	<b>Satanic Let al</b>	<div style="text-align: center;">●</div> <div style="border: 1px solid #add8e6; padding: 5px;"> <ul style="list-style-type: none"> <li>■ Let alas or lethargic because far lingelegly this less virtuous therefore oriole up abortively near ttched laughed within.</li> <li>■ Across before the closed satanic masterful grined nausea tingly more away far threw meant wic and firefly yikes.</li> <li>■ Across far a this one manta leapt boced ouch about and raucously leered giraffe much mischis and intricately.</li> <li>■ Far coasted upon after and more the avous some and hound and wrote limp unequivocal disclate disgracefully.</li> </ul> </div>
													
<b>Satanic Let al</b>	<b>Satanic Let al</b>	<b>Satanic Let al</b>											
													
<b>Satanic Let al</b>	<b>Satanic Let al</b>	<b>Satanic Let al</b>											
<div style="text-align: center;">●</div> <table border="1" style="width: 100%; border-collapse: collapse; text-align: center;"> <tbody> <tr> <td style="border: 1px solid #add8e6; padding: 5px;"></td> <td style="border: 1px solid #add8e6; padding: 5px;"></td> </tr> <tr> <td style="border: 1px solid #add8e6; padding: 5px;"><b>Satanic Let al</b></td> <td style="border: 1px solid #add8e6; padding: 5px;"><b>Satanic Let al</b></td> </tr> <tr> <td style="border: 1px solid #add8e6; padding: 5px;"></td> <td style="border: 1px solid #add8e6; padding: 5px;"></td> </tr> <tr> <td style="border: 1px solid #add8e6; padding: 5px;"><b>Satanic Let al</b></td> <td style="border: 1px solid #add8e6; padding: 5px;"><b>Satanic Let al</b></td> </tr> </tbody> </table>			<b>Satanic Let al</b>	<b>Satanic Let al</b>			<b>Satanic Let al</b>	<b>Satanic Let al</b>					
													
<b>Satanic Let al</b>	<b>Satanic Let al</b>												
													
<b>Satanic Let al</b>	<b>Satanic Let al</b>												