

How to submit an online application?



1. General Information

1.1 Travelers can check the category of medications that they carry into/out of Thailand on <http://permitfortraveler.fda.moph.go.th/> You should type a generic name (active substance) and select the best match from the list of suggestion and then click "Add" button. Repeat the process to add multiple drugs. Once your list is completed, you can check the drug immediately by click "Check" button below.

1.2 Travelers under treatment of narcotics category 2 only are required to obtain a permit (Form IC-2) issued by the Food and Drug Administration before traveling to Thailand. The quantity of the medication is transported into Thailand must not exceed 90 days of prescribed usage. For example, you take drug A 1 tablet per day. The maximum quantity of drug A that you can carry into/out of Thailand is not more than 90 tablets.

In case of you carry medicines exceed 90 days and you will stay in Thailand not more than 90 days, you can deposit the medications which exceeding the allowed 90 day usage at the airport Customs Bond. You will receive a receipt for them, and free to leave the airport with your allowed 90days usage. As you depart Thailand through that same airport, first check-in with your airline and receive your boarding pass, then present the receipt for your medications to the officers of your airline. You will then be accompanied by an officer of your airline to the Customs Bonding Facility to recover your medications.

You can call to ask about customs bonding at Tel. 662 134 0403 or email to: 101299@customs.go.th, 1164@customs.go.th

1.3 There is no fee for a permit. You should apply for a permit around 2 weeks but not more than 1 month prior to the date of travel. After the officers receive the completed application, they will prepare and approve the permit in around 3 working days. If more than a week has pass without any response from the officers, please send an email with the transaction no. to tnarcotics@fda.moph.go.th to check the status of permit.

1.4 You can use the permit for one travel period that you arrive in Thailand. If you arrive in Thailand more than 1 period, you need to request a new one for each period that you enter Thailand.

1.5 Form IC-1 (application for carry in) use for travelers who would like to carry medications containing narcotic drugs in category 2 for personal use into Thailand. You don't need any permit for your leftover medicines. If the officer asks to check your leftover medicines when you leave out from Thailand, you can show the remaining medicines with a carry in permit.

1.6 Form OC-1 (application for carry out) use for patients treated by physicians in Thailand who would like to carry medications containing narcotic drugs in category 2 for personal use out of Thailand.

1.7 The list of required information and documents for submit an online application.

1. The exact date of travel.
2. The exact port of initiation and port of arrival in Thailand.
3. The valid copy of passport
4. The valid medical prescription or medical document with physician's sign

who provided the medical treatment, which must contain the following:

- The name and address of the patient
- The identified medical condition
- The name of the medications, the strength, instruction for use and the reason that those medications were prescribed for the patient's treatment
- The posology and total amount of medications prescribed
- The name, address and license number of the prescribing physician

(**The valid medical prescription or medical document must be issued not more than 6 months prior to the date of travel.**)

2. Registration

We recommend that you should use Chrome browser for apply the permit. The applicants must have an available email because they will be verified by OTP code through email. Every time you use the application, the OTP code will be sent to your registered email.


Step 1: Go to <http://permitfortraveler.fda.moph.go.th/> and click "permit request"

The screenshot shows the website header with the logo of the Narcotics Control Division, Food and Drug Administration, Ministry of Public Health, and a 'Request Permit' button. Below the header is a banner image featuring a brown travel bag, a yellow pill bottle, a blister pack of pills, a magnifying glass over a document, and a blue airplane flying over a city skyline. Below the banner, there is a red text prompt: 'Click Here !!! for Important Messages.' Below this prompt are three main navigation boxes: 1. A 'Request Permit' button with a blue arrow pointing to a 'Click' button, and a 'Check the Drug' button below it. 2. An 'Information / forms' box containing a list of links: 'Restriction on Narcotic', 'Restriction on Psychotropic', 'Application for Carry In [IC-1]', and 'Application for Carry Out [OC-1]'. 3. A 'Narcotics List' box containing a 'Psychotropic Substances List' link and a partially visible 'FAQ' link.


Step 2: If you are not a member, please click sign up for registration.

Log In

Username : Passport Number

Password : E-mail 

[Log In](#)

Not a member yet? [Sign up](#) 

How to submit an online application? [Click](#)

Step 3: You must fill in personal information accordance with your passport and then click "register".


Personal Information (all fields are required for registration)

Details from your passport

Family Name

Given Names

Sex Male Female

Date of birth 

Country of Passport

Passport Number

E-mail address

[Close](#) [Register](#)

Step 4: Recheck data again before click “confirm” to complete the registration.

Personal Information (all fields are required for registration)

Details from your passport

Family Name

Given Names

Sex Male Female

Date of birth

Country of Passport

Passport Number

E-mail address

**** Please recheck all information again before click "confirm" to complete the registration. ****

3. log in

Step 1: Enter your passport number in username box and enter registered email address in password box and then click log in (be careful the capital letters and small letters).

Log In

Not a member yet? [Sign up](#)

How to submit an online application? [Click](#)

Step 2: After log in, you will receive the OTP code in your registered email. You should copy the OTP code into the box and click submit to next page. (If you have not received the OTP code in your Email "Inbox", please check in "Spam or Junk" before click "resend OTP" again).

A One-time password (OTP) will be sent to your registered Email address.

SUBMIT

If you have not received the OTP in your Email "Inbox", please check in "Spam or Junk" before click **resend OTP**

Step 3: If you want to carry narcotic medications into Thailand for personal use, please click "Application for carry in" and then click "Request a Permit for carry in (IC-1 Form)" or If you want to carry narcotic medications out of Thailand for personal use, please click "Application for carry out" and then click "Request a Permit for carry out (OC-1 Form)".

The screenshot shows the Thai FDA website interface. At the top, there is a header with the logo and the text "Permit for Travellers Carrying Narcotics into/out of Thailand". On the right side of the header, there is a user profile section showing "User : TEST SAMPLE" and a "Sign Out" button. Below the header, there is a navigation menu with two main items: "Application for Carry In" and "Application for Carry Out". The "Application for Carry In" item is highlighted with a blue circle containing the number "1.". To the right of the navigation menu, there is a yellow button labeled "Request a Permit for Carry In (IC-1 Form)" with a blue circle containing the number "2.". The user information section below the header shows "Name : TEST SAMPLE Passport No : 7894 E-mail : test@hotmai.com".

4. Fill in and submit the online application & other required documents

The online application has 7 sections as follow;

- 4.1 Personal Information → You must fill in personal information accordance with your passport.
- 4.2 Traveling Information → Please fill in all required fields.
- 4.3 Medical Information → Please fill in all required fields.
- 4.4 Medical Usage Details → You must fill in the details of narcotic medications that you want to carry into Thailand correctly in accordance with the medical prescription.

Example 1: You want to carry "Methadone (Methadone 5 mg/tablet) take 2 tablets in morning and 1 tablet in evening total 90 tablets for 30 days"

- 1. Substance form: **Solid** (1)
- 2. Trade name: **METHADONE** (2)
- 3. Daily usage and Units: **3 tablets** (3), (4)
- 4. Total Quantity and Units: **90 tablets** (5), (6)
- 5. Generic name: **Methadone** (7)
- 6. Strength and Unit: **5 mg/tab** (8), (9)

Medical Usage Details

Substance form **1.** Solid (Such as; Tablet, Capsule, Powder, Suppository, Patch, Troche)
 Liquid (Such as; Solution, Syrup, Suspension, Emulsion, Elixer, Nasal, Oral Spray, Ointment, Cream, Gel)

Trade name **2.**

Daily usage **3.** Units **4.**

Total Quantity **5.** Units **6.**

Generic name **7.** Strength **8.** Unit **9.**

Fill in the details of generic name and then click "Add" button. In case of combine medicines which has more than one generic name (active substance), please repeat the process to add the details of other substances. Once it is completed, please click "SAVE" button below to finish process.

10.

11.

Example 2: You want to carry "Panadeine Forte (Paracetamol 500 mg + Codeine 30 mg) take 2 tablets per day total 60 tablets for 30 days"

1. Substance form: **Solid** (1)
2. Trade name: **PANADEINE FORTE** (2)
3. Daily usage and Units: **2 tablets** (3), (4)
4. Total Quantity and Units: **60 tablets** (5), (6)
5. Generic name: **Paracetamol** (7)
6. Strength and Unit: **500 mg/tab** (8), (9)

Medical Usage Details

Substance form **1.** Solid (Such as; Tablet, Capsule, Powder, Suppository, Patch, Troche)
 Liquid (Such as; Solution, Syrup, Suspension, Emulsion, Elixer, Nasal, Oral Spray, Ointment, Cream, Gel)

Trade name **2.**

Daily usage **3.** Units **4.**

Total Quantity **5.** Units **6.**

Generic name **7.** Strength **8.** Unit **9.**

Fill in the details of generic name and then click "Add" button. In case of combine medicines which has more than one generic name (active substance), please repeat the process to add the details of other substances. Once it is completed, please click "SAVE" button below to finish process.

10.

Fill in the details of generic name and then click "Add" button (10). In case of combine medicines which has more than one generic name (active substance), please repeat the process to add the details of other substances. Once it is completed, please click "SAVE" button (15) below to finish process.

- Generic name: **Codeine** (11)
Strength and Unit: **30 mg/tab** (12), (13)

Medical Usage Details

Substance form Solid (Such as; Tablet, Capsule, Powder, Suppository, Patch, Troche)
 Liquid (Such as; Solution, Syrup, Suspension, Emulsion, Elixer, Nasal, Oral Spray, Ointment, Cream, Gel)

Trade name

Daily usage Units

Total Quantity Units

Generic name **11.** Strength **12.** Unit **13.**

Fill in the details of generic name and then click "Add" button. In case of combine medicines which has more than one generic name (active substance), please repeat the process to add the details of other substances. Once it is completed, please click "SAVE" button below to finish process.

14.

Generic name	Strength	Unit	Edit	Delete
Paracetamol	500	mg/tab	<input type="button" value="edit"/>	<input type="button" value="delete"/>

15.

Example 3: You want to carry Morphine oral solution (Morphine 10 mg/ml) take 20 ml per day, 100 ml per bottle total 2 bottles for 30 days

1. Substance form: **Liquid** (1)
2. Trade name: **MORPHINE ORAL SOLUTION** (2)
3. Daily usage and Units: **20 ml** (3), (4)
4. Total Quantity and Units: **2 bottles** (5), (6)
5. Amount per unit: **100 ml** (7), (8)
6. Generic name: **Morphine** (9)
7. Strength and Unit: **10 mg/ml** (10), (11)

Medical Usage Details

Substance form Solid (Such as; Tablet, Capsule, Powder, Suppository, Patch, Troche) Liquid (Such as; Solution, Syrup, Suspension, Emulsion, Elixer, Nasal, Oral Spray, Ointment, Cream, Gel)

Trade name

Daily usage Units

Total Quantity Units

Amount per unit Units

Generic name Strength Unit

Fill in the details of generic name and then click "Add" button. In case of combine medicines which has more than one generic name (active substance), please repeat the process to add the details of other substances. Once it is completed, please click "SAVE" button below to finish process.

Generic name	Strength	Unit	Edit	Delete
			<input type="button" value="SAVE"/>	<input type="button" value="CLOSE"/>

If you do not know the nature of the medicinal product packaging, you can fill in the net total amount of liquid that you want to import into Thailand in accordance with medical documents and leave the "Amount per unit" text box blank.

For example, you have been prescribed morphine 500 ml in total but you are not sure the package size. So when you pick up at pharmacy store, you might receive 2 bottles of 250 ml or 1 bottle of 500 ml. You can fill in the net total amount 500 ml in "Total Quantity" text box (5), (6) and leave the "Amount per unit" text box (7), (8) blank.

But if you know the nature of the medicinal product packaging which is in bottle or vial, please fill in the amount of liquid per bottle or vial and the unit corresponding to the package size.

For example, if you want to import a bottle of Methadone, 10 ml per bottle, please specify in the "Amount per unit" text box (7): 10 and in "Units" select (8): ml.

4.5 Preview → You must recheck the information in this form that it is completed, corrected and up-to-date in every details before click Next.

4.6 Attached Files → The documents must be attached in application which are

- The copy of passport.
- The medical prescription or medical document with physician's sign who provided the medical treatment. The document must be issued no more than 6 months before traveling.

You can attach each of files up to 10 MB in size with the following extensions: .pdf, .jpeg or .png only. If you want to attach more supporting documents e.g. container label, your flight itinerary, please attach those documents in "other".

4.7 Submission → You must accept two terms and conditions and then click "Submit" button to complete submission. After that you will receive the automated email that inform the transaction number of application.

4.8 After the officers received a completed application, they will prepare and approve the permit in around 3 working days. The approved permit will be sent to your registered email. But if the application is not completed or incorrected, officers will send it back to you and you must edit the application as recommendation before resubmit again.

If more than a week has pass without any response from the officers, please send an email with the transaction no. to tnarcotics@fda.moph.go.th to check the status of permit.

5. Declaration

Travelers who carrying medications containing narcotics of category 2 are required to declare the medications to the inspectors at Red Channel. Please have all medications and documents prepared and available for inspection:

- Entry into Thailand: you must present the medications, medical document and the printed permit (if you cannot print out the permit, you can show it from mobile phone) at the Customs Department (Red Channel).

- Exit from Thailand: you must present the medications, medical document and the printed permit (if you cannot print out the permit, you can show it from mobile phone) at the Customs Department upon request.

6. For more information

The information here provides general guidance for Travelers to Thailand carrying personal medications containing narcotic drugs or psychotropic substances. The travelers can find more information from the website <http://permitfortraveler.fda.moph.go.th/>

If you have any questions, please email your inquiry to the Narcotics Control Division, Food and Drug Administration, or contact us as follows:

Email: tnarcotics@fda.moph.go.th

Telephone: +66 2590 7346

Fax: +66 2590 7707