



Banana circle


how to make banana circle





About Us

the banana circle, also sometimes called a pit garden. It has multiple functions



Benefits

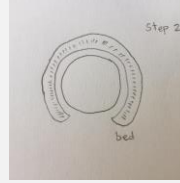
- Compost pile (anti-burning of organic material)
- Food production
- Biomass production
- Greywater- from a sink or an outdoor shower right on top
- Habitat for wildlife
- Integration into mandala gardens

How to make banana circle




Step 1

Select an area to use for your banana circle and mark out a circle two meters in diameter.



Step 2

Dig out a dish-shaped hole to a depth of 50 cm to 1 meter. Put the soil from the hole around the edge to create a garden bed.



Step 3

Fill the pit with organic mulch, you can add some ash, effective microorganisms or manure making a large compost pile.

How to make banana circle



Step 4

Plant banana suckers around the rim of the mound at 60 cm intervals. Normally four banana suckers around a two meter banana circle.



Step 5

Mulch very generously to cover and protect the soil and minimize evaporation, and the build-up of organic matter.



Ref:<https://www.barefootsolutions.com/new-blog/2018/3/28/how-to-make-a-banana-circle>