

THAILAND'S ECONOMIC FACT SHEET

Overall Economic Figures

Economic Projections	2013	2014	2015 ^F
Real GDP growth (%)	2.9	0.7	3.5-4.5
GDP per capita (USD)	5,673	5,445	5,547
Export growth (%)	-0.2	-0.3	3.5
Import growth (%)	-0.5	-8.5	1.8
Number of foreign tourists (million people)	26.7	24.8	27.0

F = Forecast

2014 Economic Figures


1.89%
Headline Inflation


0.8
Unemployment Rate

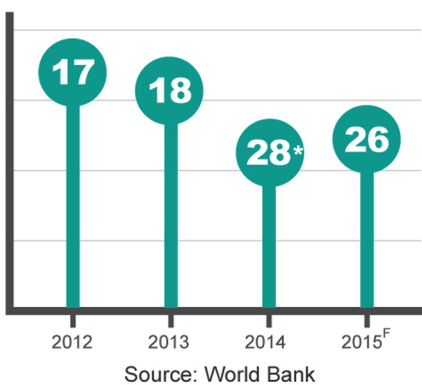

32.48 THB /1USD
Exchange Rate


1.75%
Policy Interest Rate

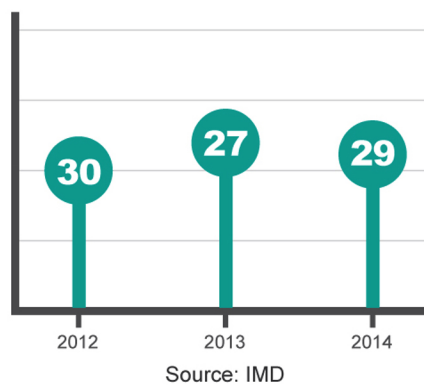
Source: NESDB (February, 2015)
Bank of Thailand

Thailand's Rankings

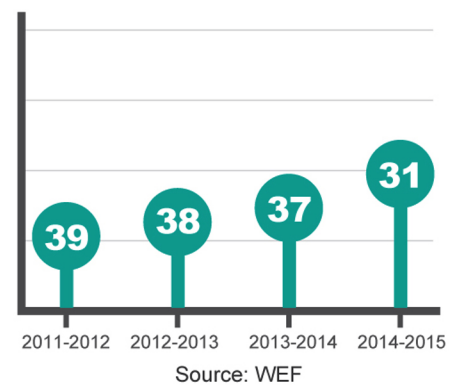
Ease of Doing Business out of 189



World Competitiveness out of 60



Global Competitiveness Report out of 144



*Rankings are adjusted. They are based on 10 topics and reflect data corrections.

GDP Growth of Selected Economies (Annual percent change)

*Projections 2015	3.1	1.3	7.1	0.8	3.0	5.5	5.2	4.6
*Projections 2014	2.2	0.8	7.4	0.9	3.0	5.2	5.9	1.0
2013	2.2	-0.4	7.7	1.5	3.9	5.8	4.7	2.9
2012	2.3	-0.7	7.7	1.5	2.5	6.3	5.6	6.5



USA



Euro Zone



China



Japan



Singapore



Indonesia



Malaysia



Thailand

Source: IMF, World Economic Outlook, October 2014